


NEWSLETTER



96cm Sakai Sanke owned by Yuan Jian Dong (China)
53rd ZNA International Koi Show - Grand Champion

Northern Branch Meetings

Wanneroo Recreation Centre, Scenic Road, Wanneroo
7.30pm, second Tuesday of each month

Next Meeting: 12th December

Agenda: Sleeping sickness in babies, This month in your pond. Water pump running cost comparison. Plus Chase the Ace

Southern Branch Meetings

Willetton Pavilion, Apsley Road, Willetton
7.30pm, forth Wednesday of each month (except Dec)

Next Meeting: 24th January

Agenda: To be advised

November 2017 Edition

In this Issue

Welcome	Page 2
Christmas Party Invite	Page 3
Flow Through Ponds	Page 4
Store Sponsors	Page 13
Advertising	Page 14
Northern Branch Minutes	Page 15
Southern Branch Minutes	Page 17
Sales Table	Page 19
Committee	Page 20

Got a story for the newsletter? Send them in to us editor@koiclubwa.com

Welcome & News

Welcome everyone to the November edition.

We hope everyone is doing well with spawning and encourage you to send a photo of your fingerlings in to us after each cull to put in the newsletter and see the progress of them.

The KSWA Christmas party is on in a couple of weeks on the 10th of December, hopefully you got the invite already. Brett Thomas has kindly offered to have it at his place. [REDACTED], Wanneroo. Please send your RSVP to Brett on [REDACTED] by 8th December. See the invite below for more details.

We are looking to update our member records, as we don't have a lot of members joining dates in the new database. If you know when you joined, month and year is fine, please let any of the committee know, or send to memberships@koiclubwa.com

Please remember there is no December meeting for Southern Branch, the next meeting is January 24th.

This is likely the last newsletter of the year. So on behalf of the Committee, we wish members and their family a safe and happy holiday season. See you in 2018!

In the meantime, happy koi keeping everyone!

KSWA Financial Report - October 2017

Event Calendar

Tuesday 12th December - Northern Branch Meeting, Wanneroo

Sunday 10th December - End of Year Party

Tuesday 9th January - Northern Branch Meeting, Wanneroo

Wednesday 24th January - Southern Branch Meeting, Willetton

Tuesday 13th February - Northern Branch Meeting, Wanneroo

Wednesday 28th February - Southern Branch Meeting, Willetton

Tuesday 13th March - Northern Branch Meeting, Wanneroo

Wednesday 28th March - Southern Branch Meeting, Willetton



KSWA CHRISTMAS PARTY

When: Sunday 10th December

Where: Brett Thomas' – [REDACTED]

Time: From 11am, Lunch around 1pm

The KSWA Christmas Party is one of our biggest social events of the year. We invite you and your family to join us in celebrating a successful year over a BBQ and drinks. We hope to see you there this year.

What to bring:

Please bring something to share, either snacks before lunch, sides to go with lunch, or sweets for after. BYO Drinks

R.S.V.P

Members partners and children are most welcome but please R.S.V.P. to Brett by 8th December via SM [REDACTED] or you can reply to this email.



Flow Through Ponds

DES' FLOW THROUGH POND

The design for this flow through pond was originally published in the ZNA magazine many years ago. The basic concept is that the pond is a long, fairly narrow rectangle, with it's bottom sloped all the way down to one end, and high current for the fish to swim against.

Near the "deep" end of the pond sits a metal sieve running the full width of the pond, which stops fish getting through to the final 500mm or so of pond space but allows solid waste (fish poo, uneaten food, algae) through. In this "sectioned off settlement area" is a drainage system which allows the solids to settle to the floor, and these can then be removed from the system by opening a valve every few days.

Des' settlement area has a steeply sloped floor with a 150mm diameter PVC pipe cut lengthways in half at it's deepest point, running the full width of the pond. This catches all solids and the end of it is connected to a valve which (when opened) sucks the solids along the PVC half-pipe and dumps them.

The inlet to allow water through to the biological filtration bays sits before the sieve, about half way up the pond wall, which means less solids are taken through to the biological area. The first chamber is filled with brushes, the second with a moving bed filter (K1 loose media bubbling around due to an airdome in the base of that chamber), and the third and final chamber is the pump chamber (housing only the return pumps to take the water back to the shallow end of the pond).

The other great benefit of these ponds are that due to their shape, they have a strong current for the koi to swim against, which promotes strong healthy body shape and growth.

Des' pond is fastwall brick construction (double wall with a small empty cavity between the two layers); concrete floor; fibreglass waterproofing in all chambers including the filter areas.

The main pond is approximately 10,000 litres, plus another 3,000 litres in the filter areas. He is running two 12,000 LPH return pumps (=24,000LPH) which means the entire volume of the system is taken through the filters about once every 30 mins (quite a lot more than an average pond). There is also a submersible UV filter in the pump chamber.

Des is so far very happy with the design and ease of cleaning (just open a couple of valves!), as well as seeing good growth on his young fish.

Thanks to Des and Shona for putting this together.

The 'Tottori Onishi' method makes it possible not only to keep large numbers of koi in a small pond, but to create them big and well-proportioned. The method used by Satoru Nishigaki of Nagata in Gifu City. He built a tank 40 feet long, 40 feet deep, 10 feet wide, 10 feet high.

Reported by Seisuke Wakana Gifu Chapter

The Tottori Onishi Method

An ideal for a small pond!

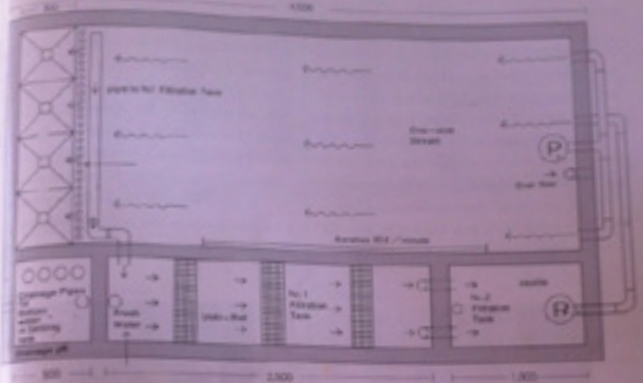
Sloping Bottom

One-side StreamFlow




The pond seen from above. Upstream, circulation pumps are. There is plenty of air from the sides.

SPOND overview



SPOND cross section



About the pond

I want my koi to be healthy, powerful, beautiful. For this to happen, the koi need to get plenty of exercise so that they develop a beautiful physique with a good stout tail part. The most important thing for that is the construction of the pond. For some time I had been interested in stream flow, and having decided to build a stream flow pond I sought the advice of Mr. Satoru Onishi of the Tottori Nishigaki Centre.




















KSWA Store Sponsors

The KSWA has arranged a special discount for our members to receive when they purchase from their store. All you need to do is show your membership card at point of sale. You can either show it from your device or print it out and keep it with you.

We thank the following stores that are currently offering this discount.



26 Woodvale Drive, Woodvale
Phone: 9409 9248
Open 9am-5pm Monday to Saturday
Open 11am to 3pm Sunday



4 / 176-178 Bannister Road, Canning Vale
Phone: 9455 1411
Tuesday – Friday: 9:30am to 5:30pm
Saturday – Sunday: 9:30am to 5pm



Cnr Carrington & Forsyth Streets, O'Connor
Phone: 9314 7630
Monday to Friday: 9.00am - 5.30pm
Saturday: 9.30am - 5.00pm
Sunday & Public Holidays:
11.00am - 4.00pm (Most Public Holidays)



8/1500 Albany Hwy
Cannington WA 6107
Phone: 9458 1970
Monday - Wednesday, Friday
8:30am till 6pm
Thursday 8:30am till 9pm
Saturday 8:30am till 5pm
Sunday & P/Hol 9am till 5pm
CLOSED Jan 1, Australia Day,
Good Friday & Christmas Day



2316 Albany Hwy, Gosnells
Phone: 9490 2510
Monday, Wednesday - Friday: 9.00am - 5.30pm
Saturday: 9.00am - 5.00pm
Sunday: 10.00am - 5.00pm
Closed Tuesday & Public Holidays



4/1904 Beach Road, Malaga
Phone: 9249 3799
Monday - Friday: 8am - 6pm
Saturday & Sunday: 8am - 5pm

Advertising

The club is offering some advertising space on the trailer which we take to each fish related event several times a year. It would be seen on the freeway and roads by many others on the way to and from these events as well. This is great way to help the club fund raise and to advertise your business.


We have 1 spot left on a 3 year term for just \$300. You will be able to put your advertising on both sides of the trailer to ensure it is always seen. You will need to provide the advert in adhesive sticker form at a size equivalent to A2 Poster paper, which is roughly 60x40cm in landscape format. We can help put you in touch with someone able to produce this for you.

Any club member is free to advertise any business they like, it doesn't have to be koi or pond related, subject to committee approval.

If you are interested please contact the committee info@koiclubwa.com to secure your spot.

For All Your Koi Veterinary Needs

Aquatic Veterinarians: Perth | Melbourne | Sydney • Aquatic Animal Specialists: Townsville



- Pet Fish
- Public Aquaria
- Aquaculture
- Medicines
- Diagnostics
- Research
- On-site Veterinary Services
- Lab Services



The Fish Vet

The Fish Vet – Dr Richmond Loh *BSc, BVMS, MPhil, MANZCVS, CertAqV*
thefishvet.com.au | thefishvet@gmail.com | 0421 822 383



KSWA Northern Branch – November Meeting

Date: November 14, 2017

Attendance: 20

Apologies: Paul Middleton, Ryan Witney

We opened with a video shot with drone footage, showing Marujyu Koi Farm which is in the “birthplace” of modern koi - Niigata Japan.

Allan showed his presentation on Air Lift Part 2, recapping Part 1 of their attempts to lift approx 30,000L up 320mm using a lower wattage airpump so he can get rid of a 500+ watt water pump. The conclusion after Part 2 is that it is not possible!

Joel asked the three questions (actually four!) this month.

1. Does the Seachem product “SAFE” bind ammonia or actually reduce the amount of ammonia in the water?

Joel emailed Seachem to ask them as the internet is full of contradictions. They replied saying it does reduce it a little, but mainly binds it so it is not harmful to the fish. This effect lasts around 3 days, so it would need to be redosed every 3 days. It also binds nitrite. If you wanted to actually reduce the amount of ammonia, you can do it with Safe but you would need to add ALOT (which would send you broke). Jun noticed it does reduce nitrate quite well (which was confirmed by test kit showing lower level after adding Safe), but this is a lot less harmful to fish than ammonia or nitrite so not a main focus to most koi keepers, and generally easier to remove nitrate with water changes rather than a chemical.

2. Does this ammonia binding affect the nitrogen cycle as the ammonia is no longer available to the bacteria?

Seachem advised no it doesn't affect it - the bacteria can still utilise the bound ammonia so the nitrogen cycle continues.

3. Can you get albino koi? Yes technically but likely they are always culled as not a recognised variety that the breeder is seeking.

4. Do expiry dates need to be stuck to on test kits? Kevin has a digital test system, a Seneye water monitor, and a standard dropper water test kit which expired several years ago. He has noticed very little difference in the readings between them, indicating the expired test kit is still good.

Always good to test your water at a friend's place every now and then to check your test kits are functioning properly.

Members discussed what they are breeding (or attempting to breed) this year.

Brett has a platinum ogon which was thought to be definite male, so purchased a female platinum ogon at the last auction to breed with. They caught the male up and sedated him just to make sure he is definitely male and there were none of the typical signs (rough gill plates, appearance of vent, etc). Now we're thinking it's a female and we're stuck with 2 females!

Brett put the new (female) fish in with the females at Allan's place. Caught it up and it has rough gill plates so actually male! So it all worked out in the end.

Barry is trying ogons this year. Jun got a good hatch of Showas. Allan is breeding Kujakus. Dave is breeding Goshikis.

Members were noting that the weather has made it difficult to spawn this year as just when you think the warm weather is here, the temp drops again!

Paul sent in an email and photo showing his use of lebanese water cress as spawning material this year.

"I have had a very good spawn of Showa. have used Lebanese Water Cress leaves bundled together with an elastic band and polystyrene. They did not collect a huge amount of eggs but helped to get good separation of the eggs so the fertility rate through to hatch was very good."

Allan recalls when members used to add ice to breeding ponds as the thinking was they spawn when the snow comes down from the mountains (in Japan) and melts into the rivers - not sure that it ever helped!

Tom asked why some kujaku lose their colour? Line of the fish might not be really strong, or all fish lose colour if they are not happy with their surroundings.

Some discussion about crossing varieties and if breeding crosses - eg Kohaku x Sanke, be sure to tell anyone who buys the babies that they are a cross they dont get any surprises years later (thinking they have a Kohaku and it starts getting black spots).



Congratulations to Tim on bringing a great variety of Table Show fish along.

A (Go Sanke)

1st. Large Sanke, Bin 1, Tim Nguyen

2nd. Sanke, Bin 2, Tim Nguyen

3rd. Male Sanke, Bin 1, Tim Nguyen

B

1st. Large bekko, Bin 1, Tim Nguyen

2nd. Medium Tancho Sanke, Bin 2, Tim Nguyen

Ginrin

1st. Ginrin Showa, Bin 2, Tim Nguyen

Doitsu

none entered

After the coffee break, Des did a great presentation on the build of his new flow through design pond. The design was first published in the ZNA magazine over 10 years ago, and Allan B built one a couple of years ago. He suggested a few changes with things he would have done differently which Des took on board when designing his. Overall Des is very happy with the design and getting good growth on his babies.

Congratulations to raffle winners Jun, Joel and Tony C; and Joel and Tim Nguyen on drawing the tickets for Chase the Ace - Tim won the \$1300 jackpot!

Meeting Closed

KSWA Southern Branch – November Meeting

Date: November 22, 2017

Attendance: 10

Apologies: Allan Bennett

Meeting opened: 7.44 pm

Jun welcomed the members who were able to make it and thanked them for attending.

Financials:

• Opening Balance:	\$2,128.35
• Income:	\$22.00
• Expenses:	\$0
• Closing Balance:	\$2,150.35

Members were informed of plans on how to earn more income for the branch.

2018 Upcoming S.B. Meetings

- No meeting on December
- 4th Wednesday of each month
- April meeting falls on ANZAC Day (25 April) – Members were asked if they wanted a meeting on this day – all members present agreed to having a meeting.

KSWA End of Year Party

- Sunday 10th December 2017
- Time: From 11am, Lunch around 1pm

Members were asked if they would like to volunteer to host the party at their house, or if they are happy to have it at Brett Thomas' house. Members were all happy to have it at Brett's house.

- Please bring something to share, either snacks before lunch, sides to go with lunch, or sweets for after.
- BYO Drinks
- Santa – Members were asked to inform the club if they would like to volunteer as a Santa.

Membership Details

Fred brought up in the committee to recognise and award members for their achievement and milestones, including 20 Year Award, Life Member of KSWA, and Outstanding Contribution Award. Members were then asked to inform the committee when they joined the club, as the database that was developed doesn't capture the exact details. So that the committee could recognise and award our members.

2018 Annual Show

The Annual show will be on Sunday, 27 May with the venue still to be confirmed and hence, looking for other possible options if Willowpond will no longer be available to us. Members were asked to let the committee know if they are keen to show their ponds and open their house for the judges to see.

General Discussion

Jun asked how everyone was going with breeding. It has been a hit and miss for spawning this year. Some members have had successful spawn, but some were unfortunate due to different circumstances, such as some losing their fish to a flesh-eating disease, which may be due to stress factors. Also, other circumstances included sleeping sickness, slow growth, fry's not showing interest in food, and fluctuations in temperature. Other topics that members discussed included how to cull for kujakus and building a pond.

ZNA 53rd International Koi Show

Jun shared with the members a presentation of the results from the ZNA 53rd International Koi Show (not to be confused with the All Japan Koi Show), which Ian Andrews, Kate McGill, and Terry McNeil attended. A few photos

and videos of the prize winners and entries were shown.

Air Pumps - Workshop

Members were able to take part on a hands-on workshop where they were shown on how to replace the diaphragm of their air pumps.

Prior to this, members were asked how often do they change their air pump's diaphragm, with members saying "years later". Jun then asked if they are better of with two air pumps or just one.



OR



Jun showed two videos demonstrating the difference before and after changing the diaphragm of the air pumps, with the one prior to changing showed the water not turning over and with the water turning over after the change.

Members were given the opportunity to have a go at changing the diaphragm of the air pumps Jun brought in, while they had tea and coffee.

KSWA Info Pamphlet

Members were informed of an A4 pamphlet the club is trying to put together and of the topics, the branches were covering, which will be looked into more detail, next year.

- Southern Branch – Water Quality
- Northern Branch – Pests/ Health Problems in Perth

Raffle

Congratulations to Tony Herbert and Eddie for winning the night's raffle!

Table Show



Thank you, Tony H. for bringing in fish for the table show!

1st Kujaku
2nd Showa

To conclude the meeting, Jun thanked the members for supporting the SB meeting. It is greatly appreciated. Members were also reminded of the EOY party on 10 December and next meeting is on 24th January.

Meeting closed: 9.45 pm

KSWA Sales Table

The sales table is an initiative of the KSWA to help members source quality pond and koi products at better than retail prices, a benefit of being a member of the club.

All proceeds from the sales table are used as a fund raiser for the clubs needs.

The Sales table is available at each branch meeting and some other club events.

Please support your club by purchasing items through the sales table.

New stock of Koi & Fry food has been ordered. Available at KSWA meetings. Contact Jun on 0423 410 681 if you would like bulk food.

Portable DC Air Pump - 40L/min, 80L/min & 120L/min

Water Conditioners/Dechlorinator - 0.5L, 2.5L & 5L

Bacteria Clarifier - 85g

Koi Food (Ocra Quick Grow, Ocra What Germ & SEKERIN)
available in small and medium sizes + fry food - 1kg & 10kg bags

Koi Treatments

Koi Anti Parasite, Anti Ulcer, Anti Bacteria, Fungus Control etc

Miscellaneous

Koi 66 Variety poster & Illustrated Bible on Koi Keeping.

API Freshwater Test Kits - As Below



KOI SOCIETY OF WESTERN AUSTRALIA

Patron: Mr Michael Cave

Executive Committee of 2016 - 2018

President	Jun Hua Guo	president@koiclubwa.com
Vice President	Des Howlett	
Secretary	Shona Macskasy	secretary@koiclubwa.com
Treasurer	Jocelle Co	treasurer@koiclubwa.com
Membership Officer	Ryan Witney	membership@koiclubwa.com
Sales Table	Jun Hua Guo	
Committee Member 1		
Committee Member 2	Brett Thomas	
Committee Member 3	Joel Bacich	
Committee Member 4	Fred Sharp	
Committee Member 5		

Non-committee positions

Newsletter Editor	Ryan Witney	editor@koiclubwa.com
Auction Master	Brett Thomas	
Logistics Officer	Brett Howlett	
Show Chairperson	Shona Macskasy	
Webmaster	Ryan Witney	

Northern Branch Committee

Chairman	Allan Bennett
Secretary	Kevin Crook
Treasurer	Ryan Witney
Membership	Ryan Witney
Tea & Coffee	Shona Macskasy

Southern Branch Committee

Chairman	Jun Hua Guo
Secretary	Jocell Co
Treasurer	Tony Herbert
Membership	Miki Mo
Tea & Coffee	Miki Mo



www.koiclubwa.com



facebook.com/KoiSocietyWA